



RAJAH SERFOJI GOVERNMENT COLLEGE (AUTONOMOUS),
THANJAVUR-613005

ANALYSIS REPORT OF STUDENT SATISFACTION SURVEY
FOR THE YEAR 2021-2022

1. Mode of feedback:

Online feedback system developed by the college was used to obtain feedback from the students during the year 2021-2022.

2. Response:

800 UG, PG, M.Phil., and Ph.D. students shared their experiences on the Infrastructure, Examination services particularly transparency in conducting examination and declaration of results, Accessibility and Quality of Teaching-Learning Resources, Pre-course Counseling before examination, Sufficient time given for any queries or clarifications, Rating the teaching in this college on the scale of 1-10, Course/Curriculum, Teaching aids, Innovative teaching, Student Centric methods such as various Competitions, Online Quiz conducted by the college.

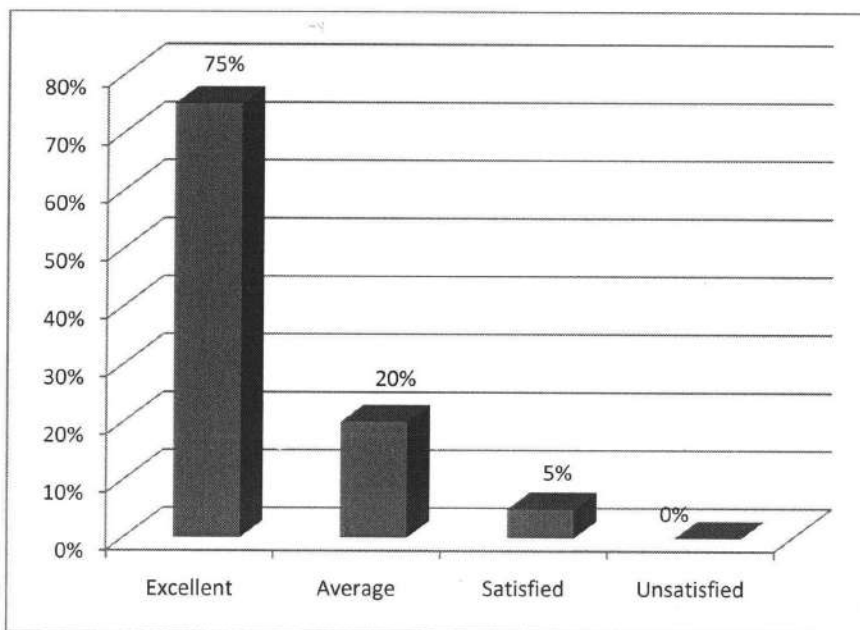
3. Analysis of Feedback:

Data obtained in the online feedback system was analyzed with percentage analysis. Pie charts were used to present interpretation and findings of the feedback. Staff members were assigned with duties of feedback analysis and find solutions.

1) Overall impression on the following: 800 responses

1. Infrastructure of the college

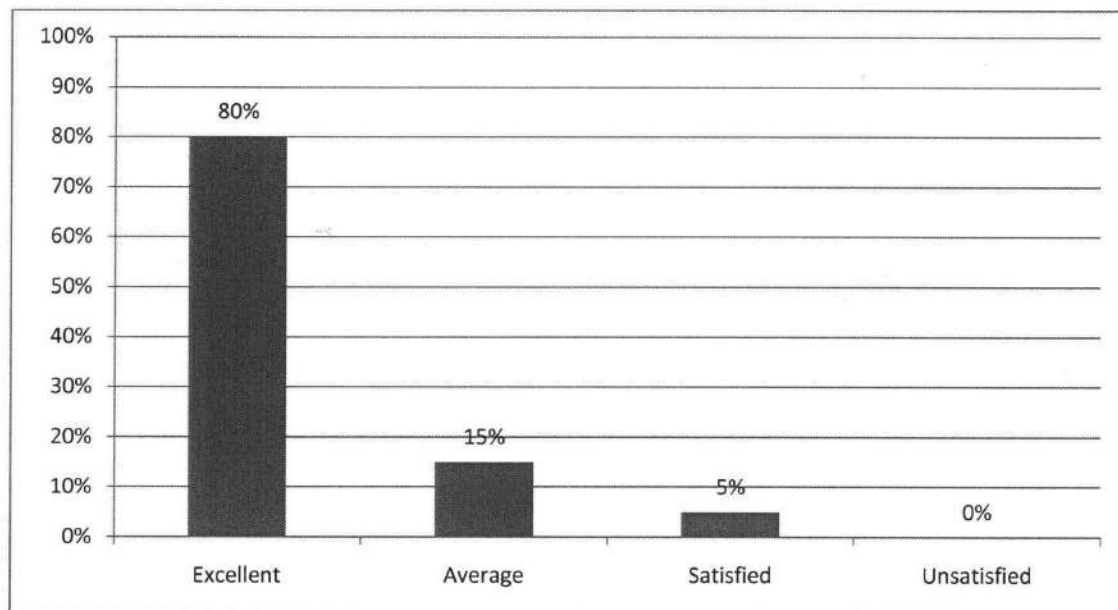
(a) Excellent (75%) (b) Average (20%) (c) Satisfied (5%) (d) Unsatisfied (0%).



Meetings are held at the department level, college council and Governing Body to discuss the suggestions and trends and feasibility of implementing the suggestions in the feedback. Renovation of the buildings has been done regularly. New class rooms have been constructed. 10 computers are purchased to meet the needs of the students.

2. Transparency in conducting examination and declaration of results.

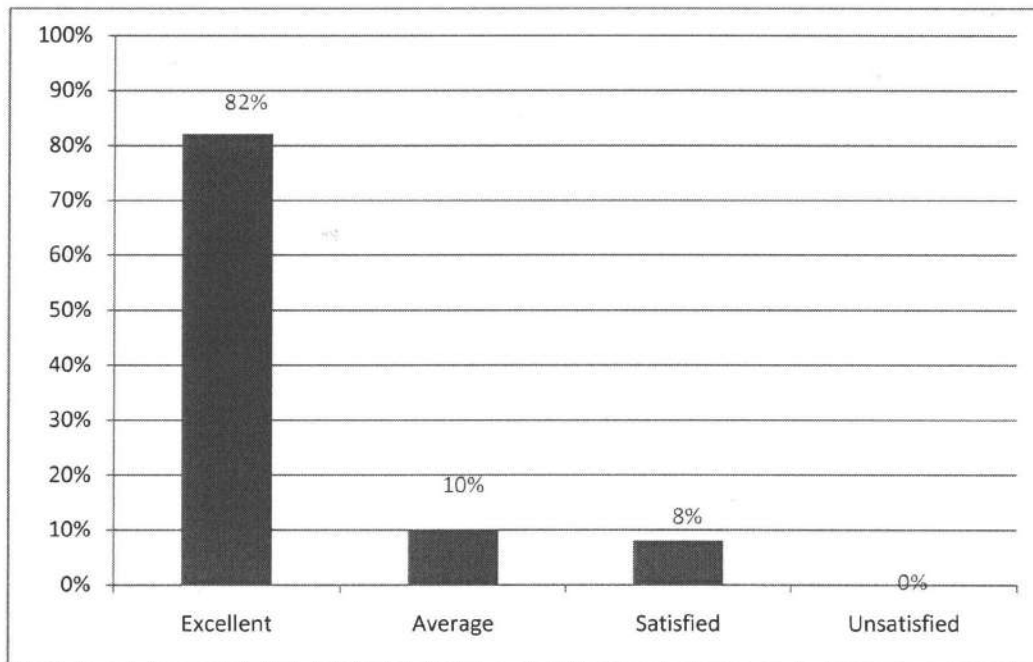
(a) Excellent(80%) (b) Average(15%) (c)Satisfied(5%) (d) Unsatisfied (0%)



Based on the suggestions given by students, it is decided to give the results within fifteen days from the examinations are over. Controller of examination continuously works in putting timely notices regarding exam dates. Formal instructions were circulated to all the faculty members to do the examination procedures through online like question paper setting, internal marks entry etc.

3. Quality of Teaching-Learning Resources

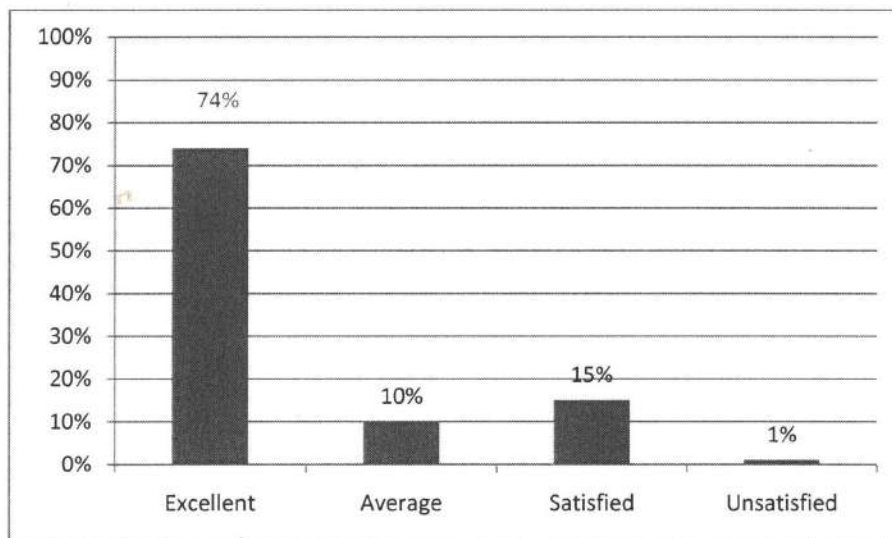
(a) Excellent(82%) (b) Average(10%) (c) Satisfied(8%) (d) Unsatisfied(0%).



Department wise performance analysis was presented to the HODs in order to find out the reason/s in case of less feedback percentage and initiate necessary corrective actions on the quality of teaching learning resources. It is decided to conduct training programme to improve the quality of teaching learning process.

4. Counseling before examination

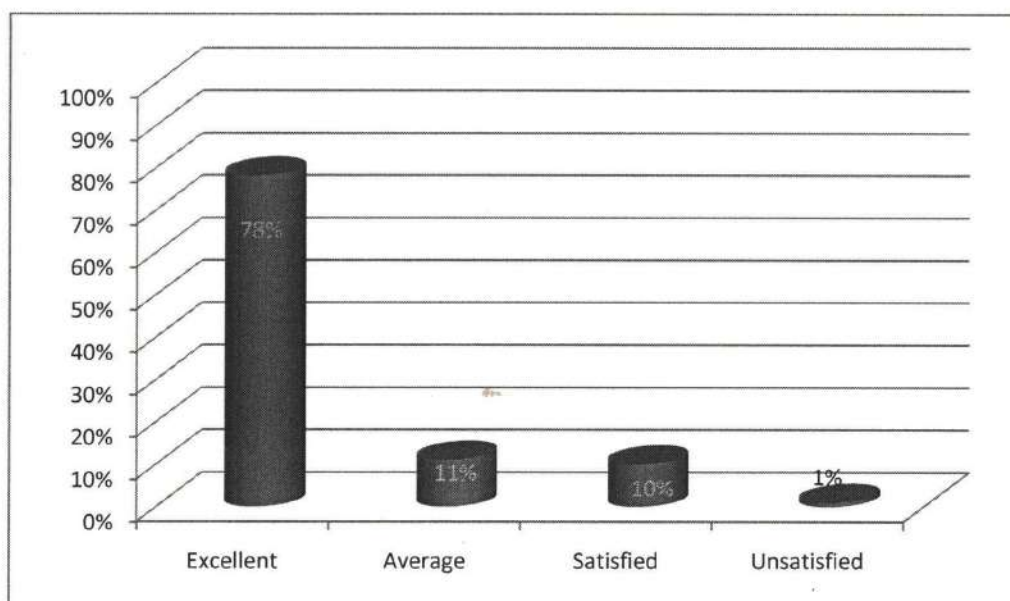
(a) Excellent(74%) (b) Average(10%) (c) Satisfied(15%) (d) Unsatisfied(1%).



Learning is the most amazing aspect of human life. In present scenario many of the students do not seem to enjoy learning. As the Examination approaches they are very often susceptible to emotional distress due to evaluation and performance anxiety. So it is decided to conduct Mid semester examinations and Model examinations. The teachers counsel the students and give confidence to the students to do the exams well and give them training to appear for the examinations. Each tutor in charge and mentors give them enough training to appear for the examinations.

5. Sufficient time given for any queries or clarifications

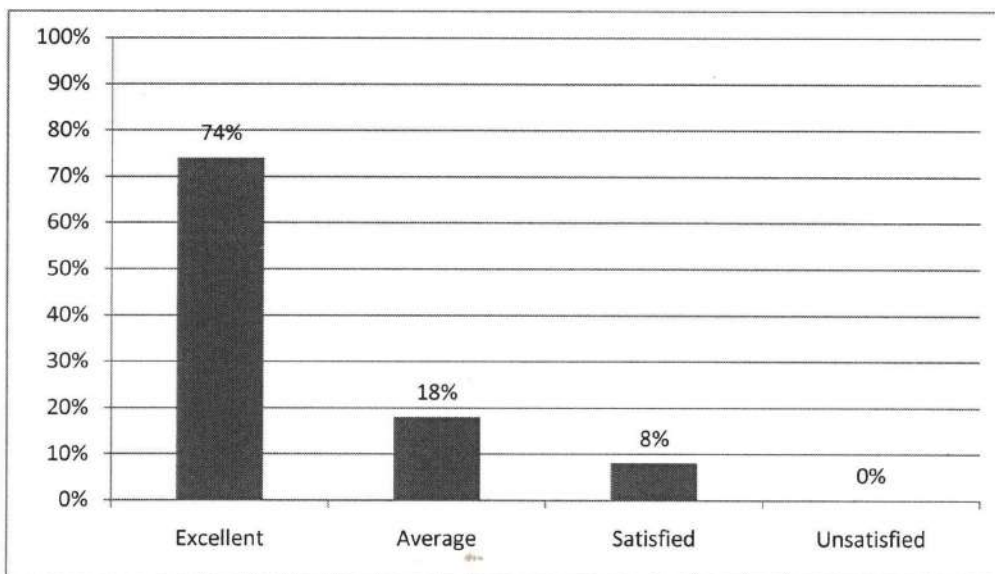
(a) Excellent(78%) (b) Average(11%) (c) Satisfied(10%) (d) Unsatisfied(1%).



The interaction between teacher and learners is the most important feature of the classroom. Of course, Students are encouraged to ask questions in the classrooms. The faculty member is encouraged to conduct integrative sessions in the class rooms. Internal marks are awarded for the seminars taken by the students.

6. Teaching in this college.

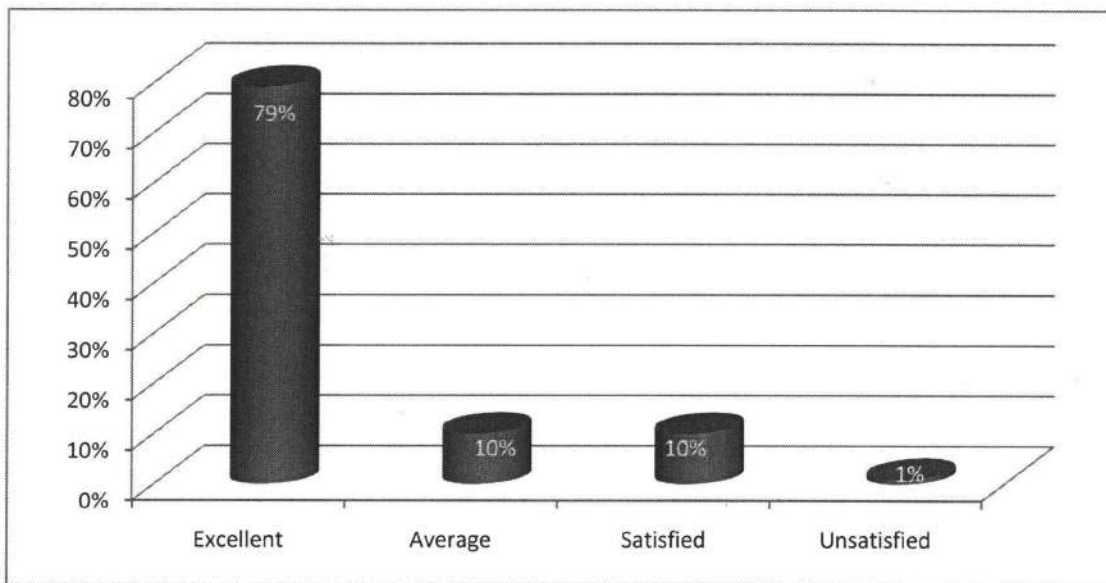
(a) Excellent(74%) (b) Average(18%) (c) Satisfied(8%) (d) Unsatisfied(0%).



The role of the Professors of the college is analyzed, as well as the goals and the scope of these initiatives and action has been taken in the department level. Blended learning is emphasized and more student interaction activities have been initiated. It is decided to give more importance on student centric teaching methods like seminar hours, discussions, debate etc.

7. Course/Curriculum

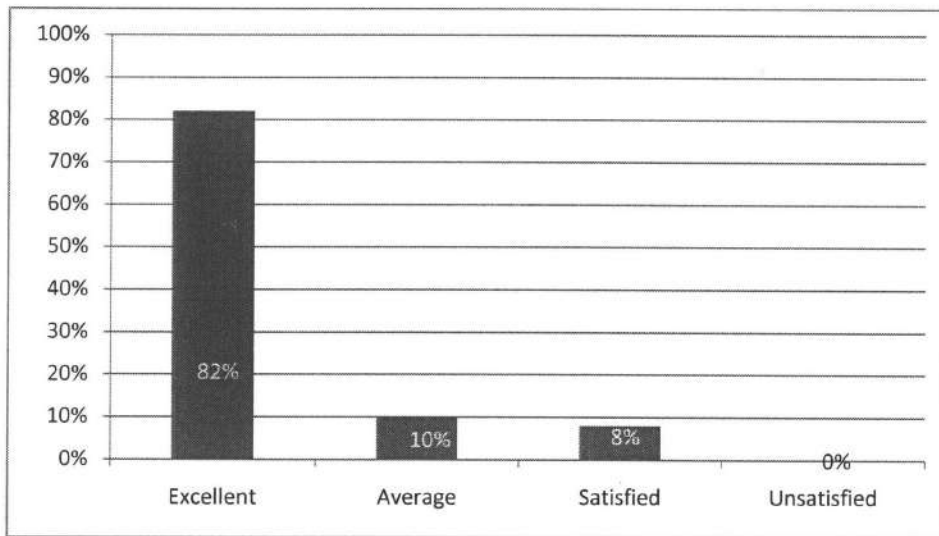
(a) Excellent(79%) (b) Average(10%) (c) Satisfied(10%) (d) Unsatisfied(1%).



Analysis of feedback received clearly shows that students find these courses applicable to real life problems. 79% of the students were satisfied that the course content specified in the syllabus is appropriate and sufficient enough to understand the topics completely. Though, 10% of the students raised concern about the difficulty level of the prescribed content of the few courses. 10% of the strength were moderately satisfied and showed confirmation about the sequence and novelty of content. It is decided to revise the syllabus as per the feedback received from the students.

8. Teaching aids

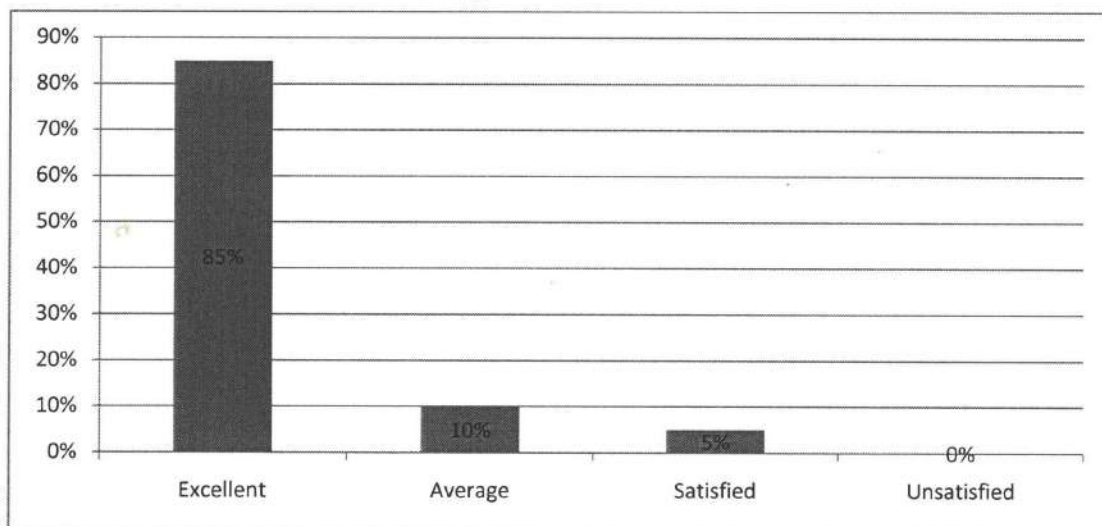
(a) Excellent(82%) (b) Average(10%) (c) Satisfied(8%) (d) Unsatisfied(0%).



The teachers are encouraged to use blended teaching experience to the students. They are also encouraged to use online platforms like google class rooms, google chat, zoom etc. Actions have taken to give better infrastructure facilities and laboratory equipment to the students.

9. Innovative Teaching

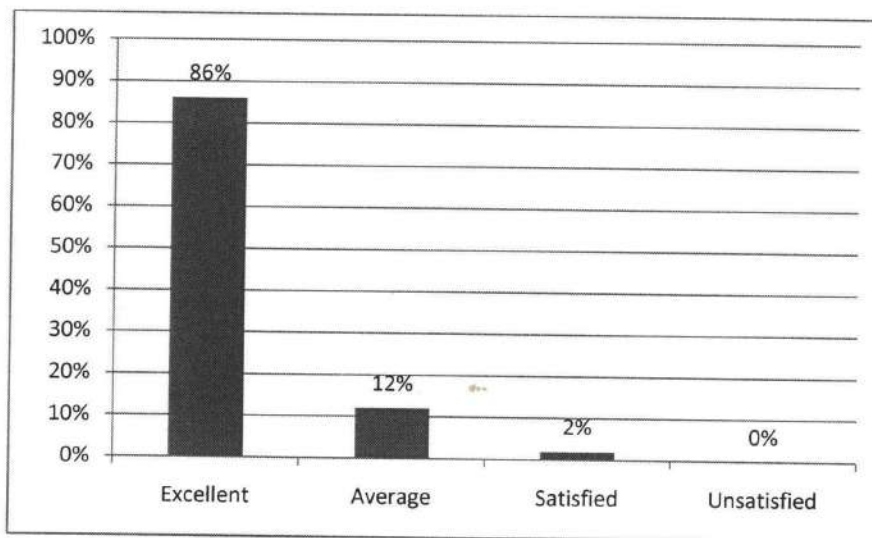
(a) Excellent(85%) (b) Average(10%) (c) Satisfied(5%) (d) Unsatisfied(0%).



College has always believed that to build good students, innovative teaching methods should be of finer qualities showing endurance, good communication skills, and passion for the subjects. Using Video conferencing tools to connect and communicate with students are encouraged. Faculty members from reputed institutions have been invited to give special lectures to the students. II year post graduation students visited many industries to get hands on training. Internship is included in the syllabus as a part of curriculum.

10. Student centric methods such as various competitions, quiz conducted by the college.

(a) Excellent(86%) (b) Average(12%) (c) Satisfied(2%) (d) Unsatisfied(0%).

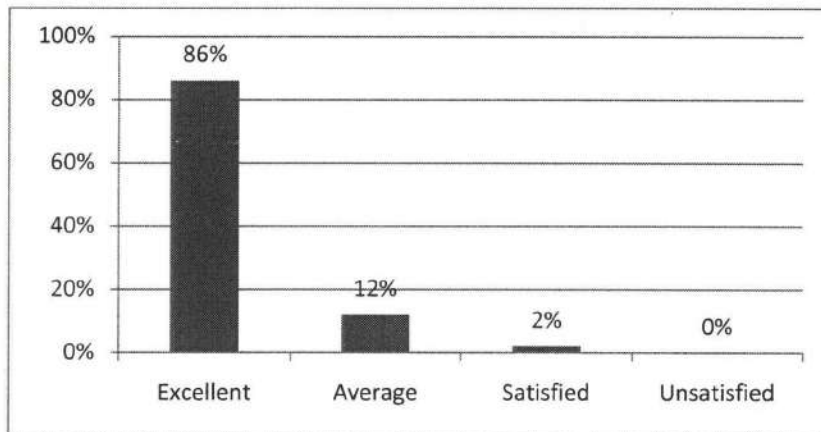


College has made provision to give students experiential and participative learning experience. Project work, Assignment, seminar presentation etc are integral part of CIA in all programmes. Various competitions, quiz, debate are conducted by the college and by the departments.

College has always believed that to build good students, innovative teaching methods should be of finer qualities showing endurance, good communication skills, and passion for the subjects. Using Video conferencing tools to connect and communicate with students are encouraged. Faculty members from reputed institutions have been invited to give special lectures to the students. II year post graduation students visited many industries to get hands on training. Internship is included in the syllabus as a part of curriculum.

10. Student centric methods such as various competitions, quiz conducted by the college.

(a) Excellent(86%) (b) Average(12%) (c) Satisfied(2%) (d) Unsatisfied(0%).



College has made provision to give students experiential and participative learning experience. Project work, Assignment, seminar presentation etc are integral part of CIA in all programmes. Various competitions, quiz, debate are conducted by the college and by the departments.

Dr. L. Rajesh
4/10/22

IQAC Co-ordinator

Dr.L.RAJESH
Co-ordinator
Internal Quality Assurance Cell (IQAC)
Rajah Serfoji Government College (Autonomous)
Thanjavur - 613 005.

G. Srinivasan
4/15/22

Principal

PRINCIPAL
Rajah Serfoji Govt. College,
(Autonomous)
THANJAVUR-613 005,